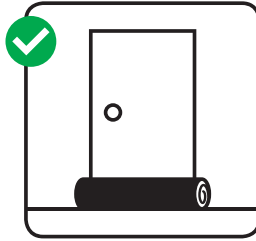


## WHAT TO DO IF YOUR ESCAPE IS BLOCKED

- If you can't get out, get everyone into one room, preferably one that has a window that opens, and if possible a phone to call 999.
- Put bedding, cushions and towels at the bottom of the door to block out the smoke and stay at the window to signal the Fire and Rescue Service.



## IF THERE'S A FIRE IN YOUR BUILDING

The alarm system in your high-rise is zoned to sound on the floor where the alarm has been activated as well as the floor above and below.

This is to prevent a mass evacuation of the entire high-rise which would cause bottle-necks on the stairs and possible injury.

The alarm in your flat is not linked to the communal system and will only sound in your flat. The Fire and Rescue Service will not automatically be called in this circumstance.

- If the alarms sound in your flat and it is not a false alarm you should evacuate immediately, closing the front door behind you and dial 999.
- If you hear the communal alarm sounding on your floor, you should evacuate the building immediately.

If you do need to evacuate, remember not to use the lift or to re-enter your flat or the building generally.




## KEEPING YOUR BUILDING SAFE

Close all fire doors in the stairways and hallways and do not leave clutter or rubbish in these areas.

If you see damaged fire doors or rubbish in stairwells or corridors please contact Oxford City Homes.

Do not use bottled gas in your flat.



This leaflet has been produced by Oxfordshire county Council and Oxford City Council.

## OXFORDSHIRE FIRE & RESCUE SERVICE



Oxfordshirefireandrescueservice (official)



OxonFireRescue



08000 325999



365alive.co.uk



## OXFORD CITY COUNCIL



OxfordCityCouncil



OxfordCity



01865 249811



oxford.gov.uk



# FIRE SAFETY IN HIGH RISE



## BE FIRE SAFE

In order to reduce the chance of having a fire in your home you need to be aware of the risks. Please read through this leaflet to help you identify potential fire risks and what you could do to help make you safer in your home.

For more information please visit [www.365alive.co.uk](http://www.365alive.co.uk) or contact **08000 325 999** for more support and guidance.

## SMOKE ALARMS

A smoke alarm is the easiest way to alert everyone in the house to the danger of fire, giving you precious time for you and your loved ones to escape. They are cheap, readily available from most DIY stores and easy to fit.


- Make sure you have working smoke alarms in your home and get into the routine of testing them weekly.
- Replace the battery or alarm immediately once it starts to chirp.
- Never disconnect or take the batteries out of the alarm if it goes off by mistake.
- A ten year alarm needs to be completely replaced at the end of its serviceable life.
- Get weekly 'test your smoke alarm' reminders by subscribing to a text or email service which is free and can be cancelled at any time. To register for this service please visit [safelincs.co.uk](http://safelincs.co.uk) or [365alive.co.uk](http://365alive.co.uk) for more information.



## PREVENTION

- Do not overload electrical sockets – try and keep to one plug per socket and check for faulty frayed wiring.
- Take care in the kitchen and never leave cooking unattended especially when cooking with hot oil – it can catch fire easily.
- Make sure you stub cigarettes out properly and dispose of them carefully – put them right out!
- Keep matches and lighters out of reach of children.
- Be careful with candles and tea lights make sure they are secured in a proper holder and away from materials that may catch fire – like curtains.
- Before bedtime, check that appliances are off, especially dishwashers and washing machines. Ensure that all doors are closed shut as this could stop a fire from spreading and save your life.

### Top tip



## PLAN YOUR ESCAPE

- Be prepared – make an escape plan and ensure everyone in your flat knows what to do.
- Plan an escape route and make sure everyone knows how to escape.
- Make sure exits are kept clear.
- Avoid using lifts and balconies if there is a fire.
- Check there is nothing in the corridors or stairways that could catch fire – like boxes or rubbish.
- It is easy to get confused in smoke, so count how many doors you need to go through to reach the stairs.



## BEDTIME CHECKS

- Before bedtime check that appliances are off, especially dishwashers and washing machines.
- Ensure that all doors are closed shut as this could stop a fire from spreading and save your life.
- Turn heaters off and put up fireguards.
- Check exits are clear.
- Stub cigarettes out properly and dispose of them carefully – never smoke in bed.
- Make sure all candles are out – never leave one burning when you go to sleep.
- Turn off electric blankets – unless it has been designed to be left on overnight and has a thermostat.

## WHAT TO DO IF THERE IS A FIRE IN YOUR FLAT

- Stay calm and shout to let everyone in your flat know.
- Leave the flat without stopping for valuables and close all doors behind you – including the door to the room affected by the fire if possible.
- Where installed, operate the break glass call point to raise the alarm to other occupiers.
- Leave the building by the stairs – never use the lift.
- When you are outside and safe call **999** and ask for the Fire and Rescue Service – using a mobile phone, neighbours or public phone.
- Wait in a safe area away from the smoke – never go back into the building until the Fire and Rescue Service tells you it is safe to do so.

